Process Capable

RoHS Compliant 2002/95/EC

REV.	ECN. NO.	APPD.

DIMENSIONS

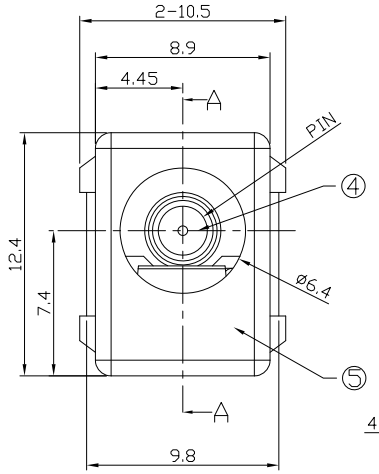

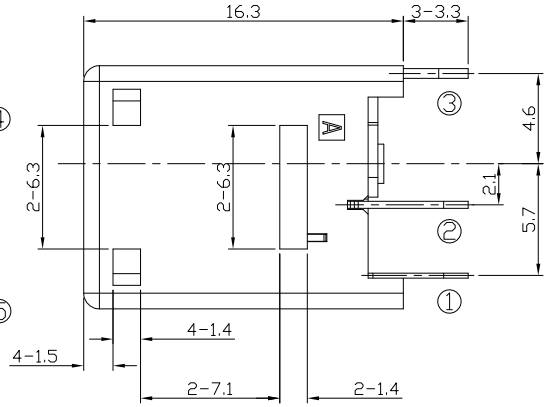

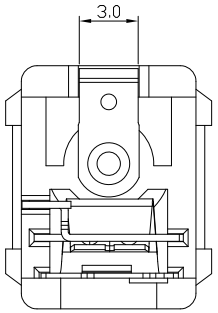

MODEL CODE:

DCS0-0242A- A □ PB BK S 0 4

(1) (2) (3)(4)(5)(6)(7)(8)(9)

(1):Series type:DIP DC POWER JACK.
(2):Series No.
(3):Schematic option: A
(4):Center pin diameter:
H=ø2.0 , J=ø2.5
(5):Material of housing:
PB=PBT
(6):Housing color:
BK=Black
(7):Terminal plating
S=Silver(Ag)
(8):Special option:
0=No special option
(9):Packing mode:
4=Bag packing

Specification:
1.Rating :DC 16V 5A.
2.Contact resistance : ≤30mΩ.
3.Insulation resistance : ≥100MΩ (DC500V).
4.Withstanding voltage: 500VAC .
5.Insertion and extraction force: 3~30N.
6.life test: 5000cycles min.
7.Operation temperature range:-25°C~85°C

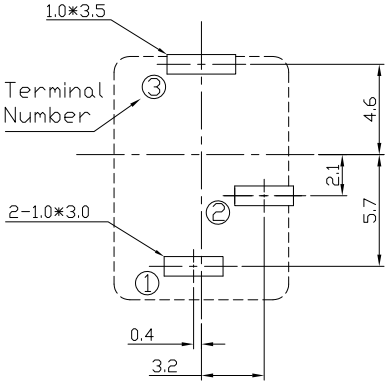

RECOMMENDED PCB LAYOUT
(TOP VIEW)

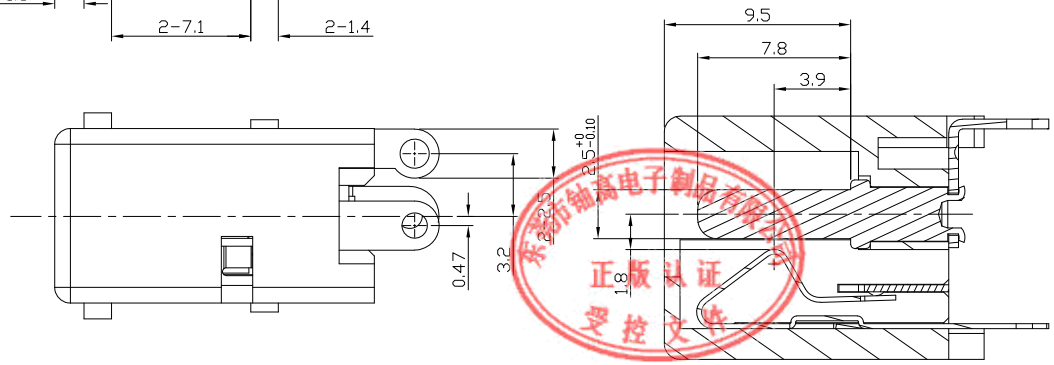

SECTION A-A

东莞市铀高电子制品有限公司 正版认证 受控文件

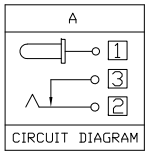

CIRCUIT DIAGRAM

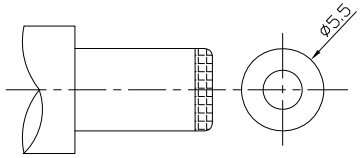

DC MATE PLUG

Model No.	H	J
CENTER PIN	ø2.0	ø2.5

Bill of materials:

NO.	PARTS	MATERIAL	Q'TY	FINISHING
5	HOUSING	PBT	1	BLACK/WHITE
4	CENTER PIN	BRASS	1	AG-PLATING
3	TERMINAL 3	BRASS	1	AG-PLATING
2	TERMINAL 2	BRASS	1	AG-PLATING
1	TERMINAL 1	PHOSPHOR BRONZE	1	NI-PLATING

TOLERANCE	ANGLES
>15 ± 0.20	X°.±5°
0~15± 0.15	.X°±3°

UNITS mm
MAT'L SEE NOTE
FINISH SEE NOTE
Q'TY

THESE DRAWINGS AND SPECIFICATIONS ARE THE PROPERTY OF ACCURATE INNOTECH INC AND SHALL NOT BE REPRODUCED, COPIED OR USED IN ANY MANNER WITHOUT THE PRIOR WRITTEN CONSENT OF ACCURATE INNOTECH INC.

东莞市铀高电子制品有限公司

TITLE: DIP DC POWER JACK	PART NO.: DCS0-0242A
DR: Ricky 2019/03/22	DWG NO.: ASS-0242A
CHKD: Ricky 2019/03/22	SCALE 1:1 / SHEET 1/1 / REV. A / CUSTOMER DRAWING
APPD:	