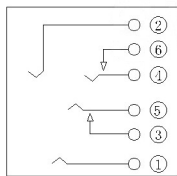


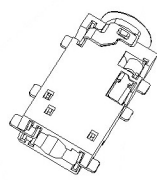
(\*0.50mm 1 POLE PLUG DETAIL DRAWING)



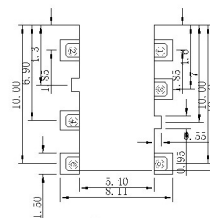
SCHEMATIC

NOTES:

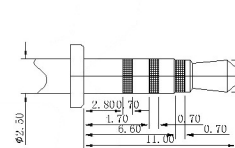
- REFER TO GWS025, REQUEST OF THE SPECIFICATION;
- CONTACT RESISTANCE: 50mΩ MAX.;
- INSULATION RESISTANCE: 1000Ω MIN.;
- DIELECTRIC WITHSTANDING: 500V AC MIN.;
- DURABILITY: SEE TABLE B;
- CONNECTOR MATING FORCES: 2.91\*20 IN (0.3\*3.00kgf);
- CONNECTOR UNMATING FORCES: 2.91\*20 IN (0.3\*3.00kgf);



3D VIEW



P.C.B LAYOUT TOP VIEW



	MATERIAL	PLATING
terminal 1	Phosphor Bronze	Gold
terminal 2	Phosphor Bronze	Gold
terminal 3	Phosphor Bronze	Gold
terminal 4	Phosphor Bronze	Gold
terminal 5	Phosphor Bronze	Gold
terminal 6	Phosphor Bronze	Gold
Plastic	High Temp. Thermoplastic	



MARK	DESCRIPTION	DATE	REVISED	APPROVED	UNSPECIFIED TOLERANCES	DSND	DATE	SCALE: N/A	MODEL TYPE: 2.5 PHONE JACK
Δ X				ANGLAR	±5°	DWN	DATE	VIEW:	PART NO.:
Δ X				X.X	±0.2mm	CHKD	DATE	UNIT: mm	DWG NO.:
Δ X				X.XX	±0.1mm	APPD	DATE	SIZE: A4	PJ-2065-SMT
				X.XXX	±0.05mm				WEIGHT
									1.0g
									SHEET
									1/1
									REVISION
									A0

东莞市铀高电子制品有限公司